

Deal Sheet summary

The Deal Sheet, on pages 74 to 82, covers transactions from 09/10/09 through 10/10/09. Please submit future deals to deals@therealdeal.com.

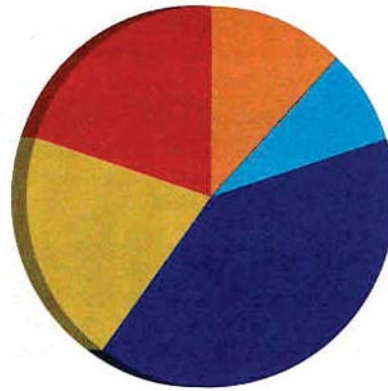
Overview

Property sales	
Deals	25
Dollars	\$527,200,000
Financing	
Transactions	8
Buildings	12
Aggregate value	\$277,475,000
Leases	
Office	84
Retail	60
Total	144
Leases square feet	
Office	1,466,111
Retail	190,686
Total	1,656,797

Sales

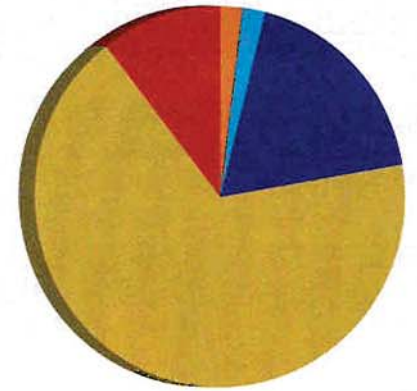
By type

Development	3
Hotel	0
Industrial	0
Mixed-use	2
Multifamily	10
Office	5
Retail	5



By dollar volume (in millions)

Development	12.99
Hotel	0
Industrial	0
Mixed-use	10.2
Multifamily	95.93
Office	353.6
Retail	54.48



Office leases

Office leases by industry

Industry	Leases
Advertising & Marketing	5
Automobiles	1
Corporate Services	2
Entertainment	2
Fashion*	18
Financial Services	12
Government	2
Health & Beauty	5
Home Furnishings	1
Imports & Exports	1
Legal	10
Medical	3
NGO	8
Other / n/a	8
Real Estate	2
Science & Technology	4

Office leases sf by industry

Industry	Square feet leased
Advertising & Marketing	120,466
Automobiles	114,300
Corporate Services	77,423
Entertainment	131,908
Fashion*	111,080
Financial Services	295,563
Government	138,500
Health & Beauty	46,848
Home Furnishings	13,000
Imports & Exports	88,698
Legal	149,276
Medical	12,249
NGO	50,670
Other / n/a	11,156
Real Estate	48,714
Science & Technology	56,260

Top tenant reps for office leasing by sf

Tenant representative	Square feet leased
FirstService Williams	261,451
Cushman & Wakefield	229,574
Jones Lang LaSalle	202,054
CB Richard Ellis	187,500
Feld Real Estate	100,000
Newmark Knight Frank	49,686
Helmsley-Spear	47,000
Hunter Realty	32,911
The Amend Group	30,000
M.C. O'Brien	18,000
Grubb & Ellis	17,632
Colliers ABR	15,900
Winoker Realty	15,207
GlenMark Realty	13,260
Signature Partners	13,000
Studley	12,000

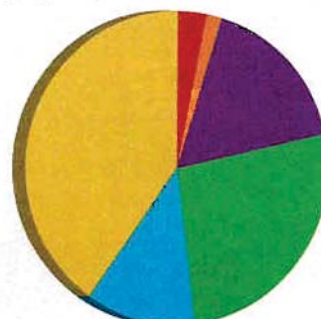
Retail leases

Top tenant reps for leasing by sf

Broker	Square feet leased
Winick Realty	63,807
M.C. O'Brien	15,990
Robert K. Futterman & Assoc.	15,600
Denham Wolf Real Estate	14,000
NAI Friedland Realty	11,800
Besen Retail	10,000
Newmark Knight Frank	5,560
Cushman & Wakefield	4,700
City Connections Realty	3,550
Lansco Corp.	3,000
NW Atlantic Realty Services	2,774
CB Richard Ellis	2,500
Prudential Douglas Elliman	2,200

Retail leases by industry

Drugstore	2
Entertainment	1
Fashion	10
Food & Beverage	16
Health & Beauty	7
Other / n/a	24



Retail leases sf by industry

Drugstore	16,000
Entertainment	14,000
Fashion	13,691
Food & Beverage	49,424
Health & Beauty	16,603
Other / n/a	80,968

